

2006 Vermont Municipal Water and Sewer Rate Information



May 2006

The **Vermont League of Cities and Towns** (VLCT) was founded in 1967 as a nonprofit, nonpartisan organization dedicated to serving and strengthening Vermont local government. Today, VLCT supports its member municipalities by offering them a comprehensive insurance program, representation before the state and federal governments, and an extensive educational and technical assistance program.

Founded in 2003, the **VLCT Municipal Assistance Center** (MAC) provides local officials with legal and technical assistance, consulting services, and educational workshops that increase the ability of local officials to serve their citizens. The Center also publishes handbooks for all major town officers and annual surveys on municipal salaries and benefits and current municipal practices. MAC staff have diverse backgrounds in public administration, municipal law, human resources, public finance, and planning and zoning.

A publication of the VLCT Municipal Assistance Center

Copyright © 2006 by Vermont League of Cities and Towns

Vermont League of Cities & Towns

89 Main Street, Suite 4
Montpelier, VT 05602

802-229-9111/800-649-7915

fax: 802-229-2211

email: info@vlct.org

web: www.vlct.org

2006 Vermont Municipal Water and Sewer Rate Information

TABLE OF CONTENTS

Overview.....	1
Statistical Analysis:	
Water Rate Information.....	2-5
Sewer Rate Information.....	6-7
Findings from the 2006 Municipal Census Survey.....	8-21
<i>Appendix A:</i>	
Water & Sewer Questions Asked in 2006 Municipal Census ...	22

OVERVIEW

Clean water and proper sewage disposal are two things many people are lucky enough to take for granted. This would not necessarily be so without local government action. Providing water and sewer facilities are two of Vermont municipalities' most important environmental and public health responsibilities.

Setting water and sewer rates is very important because they ultimately determine how much a municipality can spend on maintaining vital public health facilities. Water and sewer rates determine how much capital the municipality will have for operations and maintenance costs, as well as to finance major rehabilitation or upgrades to the system. With unprecedented growth in some of Vermont's municipalities, comparative information becomes essential.

The purpose of this document is to provide local governments with statewide water and sewer information from comparable municipalities. Our member municipalities ask frequent questions of the Municipal Assistance Center regarding this information, and we are pleased to be able to provide this important document.

The information provided in this document comes from a survey sent to all member municipalities in the fall of 2005. While nearly 75% of our member municipalities responded to the survey that included a variety of municipal questions, only 76 municipalities indicated they have their own municipal water and/or sewer system. The following information details the responses given by those 76 municipalities.

Please email info@vlct.org to obtain an electronic copy of this document.

WATER RATE INFORMATION

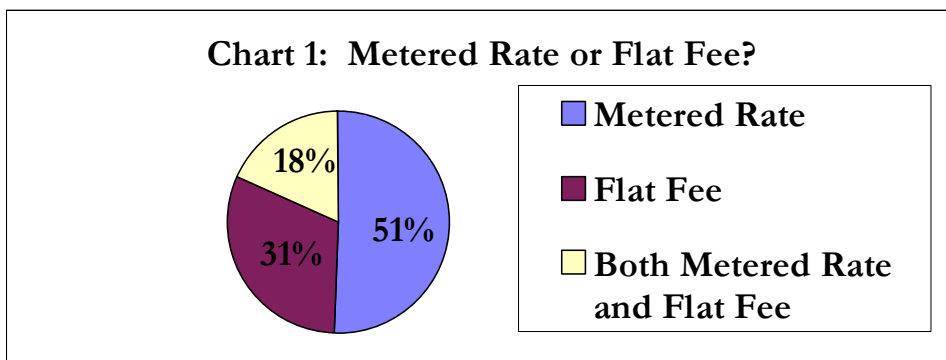
Vermont municipalities use a wide variety of methodologies and units of measure when determining water rates. This diversity of practice makes it difficult to provide descriptive statistics such as average or median costs per gallon.

We have provided what we could in terms of usable charts and graphs; the majority of pertinent information will be found in looking through the raw data.

METERED RATE VS. FLAT FEE

Chart 1 indicates the percentage of municipalities charging water users a metered rate or a flat fee. Metered rates are usually done by multiplying the amount of water used by a standard charge for a certain amount of water. For example, Fair Haven charges \$4.89 per 1,000 gallons of water used. If a Fair Haven resident uses 5,000 gallons of water, the charge is \$4.89 multiplied by 5, equaling \$24.50.

A flat fee is simply a standard amount charged to all users. For example, Bloomfield charges all water system users \$90 semi-annually, regardless of the amount of water used. Responding municipalities indicated that, in some cases, users choose whether they prefer metered rates or a flat fee. For example, residents of Morristown choose a metered rate, or simply pay a \$25 monthly fee.

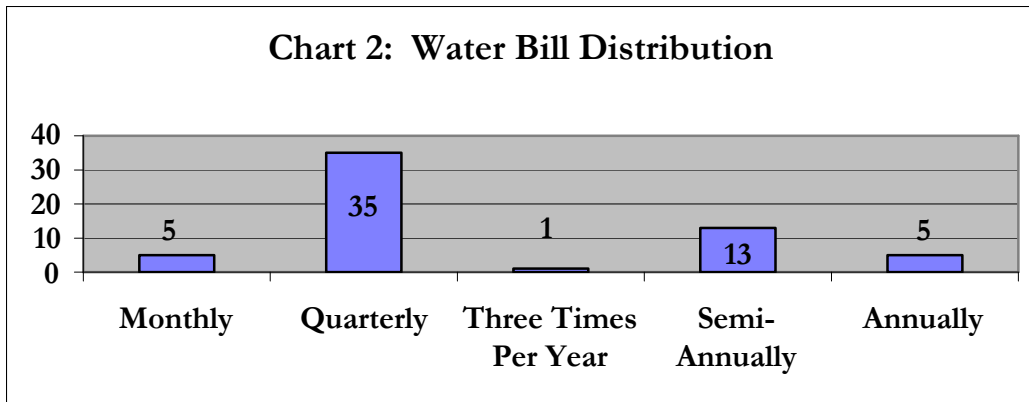


According to the data collected, 47 municipalities (51%) charge metered water rates. Twenty-nine municipalities (31%) charge a flat fee, and 17 municipalities (18%) allow users an option. These findings are very

similar to data collected in 2000. In the *2000-2001 Vermont Municipal Water System Management and Usage Report*, 49 municipalities (65%) used metered rates while 35 municipalities charged a flat rate.

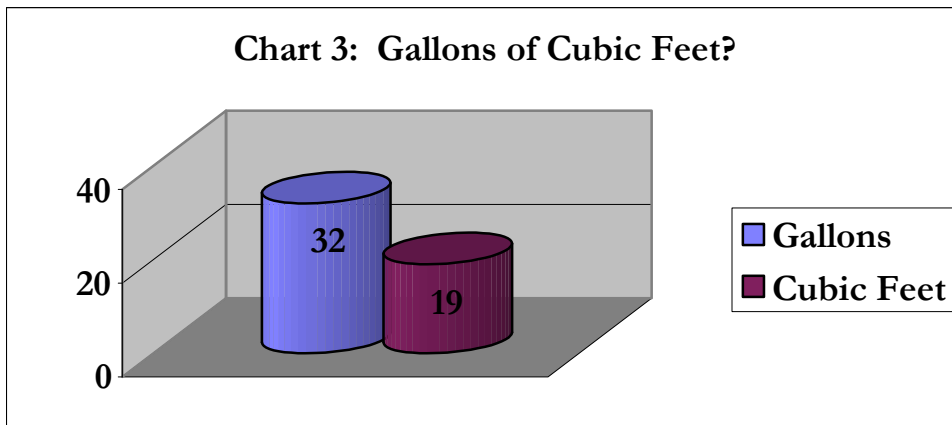
BILLING FOR WATER CONSUMPTION

Chart 2 indicates how often municipalities bill their water customers. Nearly 60% of responding municipalities send water bills quarterly, or four times per year. This is, again, similar to the *2000-2001 Vermont Municipal Water System Management and Usage Report* in which 57% of responding municipal systems billed quarterly. This leaves 24 municipalities (40%) billing monthly, three times per year, semi-annually, and annually.



GALLONS vs. CUBIC FEET

Chart 3 indicates how municipalities measure water consumption. Thirty-two municipalities (63%) measure and bill water by the gallon, while 19 municipalities (37%) measure and bill water by the cubic foot.



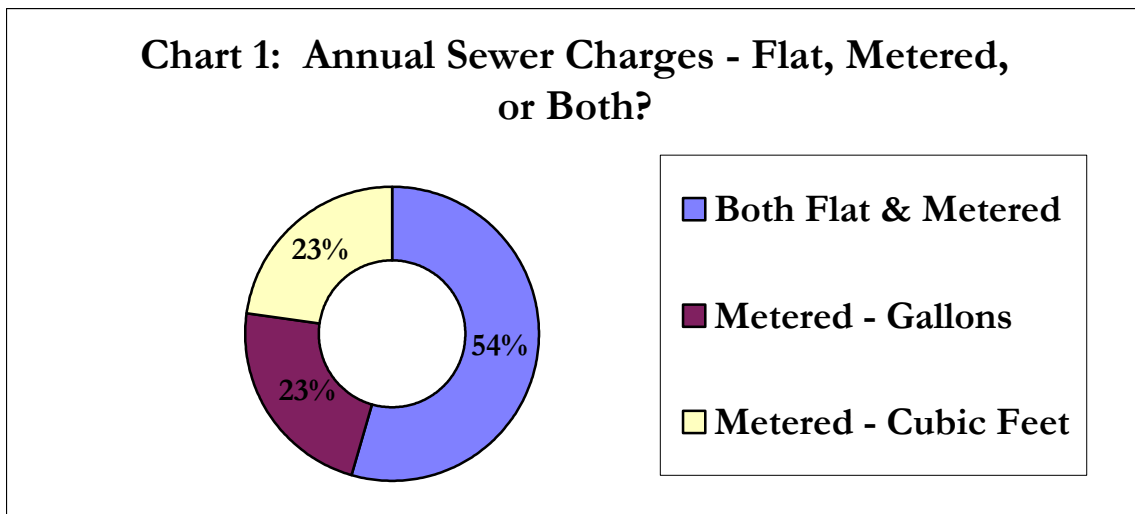
SEWER RATE INFORMATION

Vermont municipalities use a wide variety of methodologies and units of measure when determining sewer rates. This diversity of practice makes it difficult to provide descriptive statistics such as average or median costs per gallon.

We have provided what we could in terms of usable charts and graphs; the majority of pertinent information will be found in looking through the raw data.

ANNUAL SEWER FEES

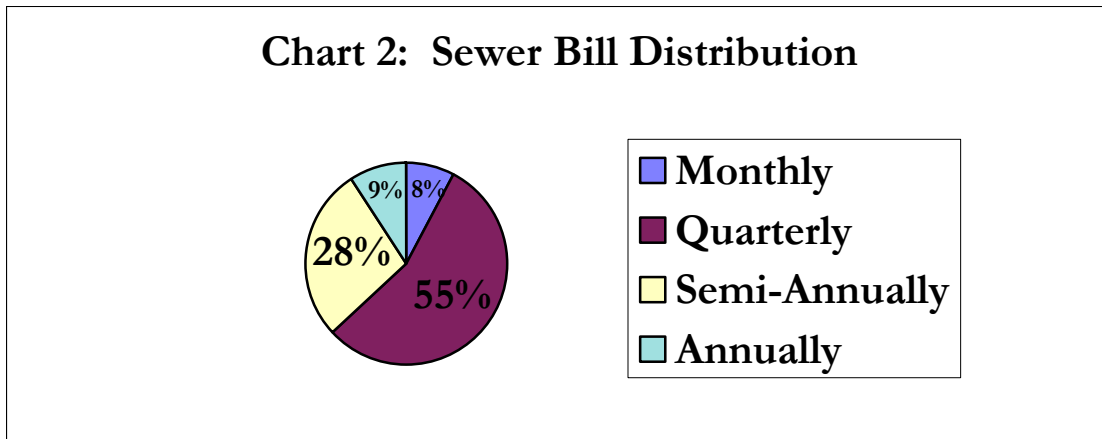
Responding municipalities' annual sewer fees vary greatly. Most municipalities charge either a flat fee or a metered rate. Chart 1 denotes the percentage of municipalities that charge in these different ways.



Many responding municipalities (54%) charge both an annual flat fee plus a metered rate based on sewer use. The remaining municipalities (46%) charge only by a metered rate, equal amounts charging by gallons (23%) or by cubic feet (23%).

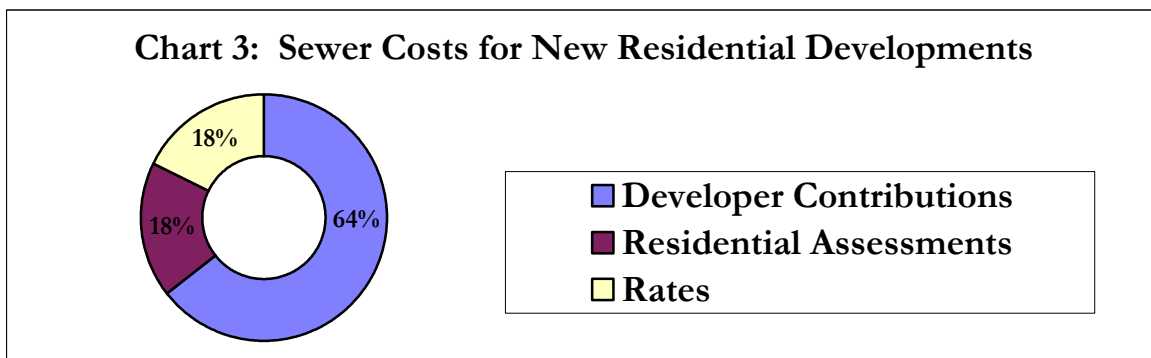
SEWER BILLING

Chart 2 indicates how often municipalities bill their sewer customers. Nearly 55% of responding municipalities send sewer bills quarterly, or four times per year. This leaves 29 municipalities (45%) billing monthly, semi-annually, and annually.



SEWER COSTS FOR NEW RESIDENTIAL DEVELOPMENT

Chart 3 indicates how responding municipalities cover costs for new residential developments. In 64% of municipalities, developers either contribute full or partial payment for new development to hook-on to the existing municipal sewer system. In some instances, customers are required to pay to hook on to the sewer system. Some municipalities charge specific rates or a flat fee, whereas others generate revenue for sewer system hook-ups from water rates.



Additionally, some municipalities have a Reserve Fund or Capital Improvements Fund that helps new developments hook-on to the existing sewer system.

2006 Vermont Municipal Water and Sewer Rate Information

General Information						
Municipality	2004 Population Estimate	What is the total population served by your water and sewer systems?	What is the total number of service connections/ customers?	What is the # of Residential Customers?	What is the # of Non-Residential Customers?	What is your municipalities' annual water and sewer operating and maintenance budget?
ALBURG VILLAGE	2,080	1,000	330	330	90 (seasonal)	\$210,000
BAKERSFIELD	1,346					
BARRE CITY	9,141	11,000	465 Water -- 2,208 Sewer	3,900	200	
BARRE TOWN	7,905	1,100 Water -- 5,600 Sewer	2,673	Don't Differentiate		\$199,615 Water -- \$660,600 Sewer
BARTON VILLAGE	2,912	900	380	380	no commercial	\$497,587
BENNINGTON	15,473	13,500	3,500	2,700	800	\$2,480,000
BENSON	1,037	Sewer Only	61 buildings	150 + schools + senior center	2	
BERLIN	2,886	Sewer Only	326	134	192	\$446,366
BETHEL	1,980	1,500	209 Water -- 344 Sewer	319	25	\$224,000
BLOOMFIELD	266	40	19	19	0	\$3,825
BRANDON	3,942	3,917 (Water only)				
BRIDGEWATER	965	Sewer Only				
BRISTOL	3,804	1,800 Water -- 200 Sewer	650	610	40	
CABOT	1,269	600 (Sewer Only)	110	94	16	\$119,201
CANAAN	1,124	1,600	375	229	146	\$57,000 Water -- \$110,000 Sewer
CHELSEA	1,259	less than 500	221 Water -- 271 Sewer	122	36	\$169,615
CHESTER	3,122	748				\$355,300
COLCHESTER	17,177	Sewer Only	200	50	150 (includes college)	\$654,926
DANVILLE	2,289	Sewer Only	135	98	37	
DERBY CENTER VILLAGE			377 Water -- 184 Sewer	241	136	\$419,411
DERBY LINE VILLAGE		3,500 (US & Canadian)	350	278	72	\$272,935
ESSEX	19,065		3,230	2,991	239	
ESSEX JUNCTION VILLAGE	8,829	8,591	3,097	2,903	194	\$1,228,678 (village only) \$3,534,030 (with IBM)
FAIR HAVEN	2,936		905			
FAIRFAX	3,929	250				
FAIRLEE	1,017	Water Only	306	259	47	\$74,815
GLOVER	982	Sewer Only	98	95	3	\$42,300
GUILDHALL	271	Water only	50	300		
HARDWICK	3,233	1,850	900	800	100	\$425,000
HARTFORD	10,698	7,500	3,300	3,000	300	\$2,485,507
HINESBURG	4,427	Water 1,766 -- Sewer 1,044	424 Water -- 340 Sewer	1,766 Water -- 1,044 Sewer	52 Water -- 60 Sewer	\$507,103
IRASBURG	1,098	300 (Water only)	80	70	10	\$10,000
JERICHO VILLAGE	5,067	1,500	515	505	10	\$374,302.50
KILLINGTON	1,122			Town - 140 ERUs , SFD - 1000 ERUs		Town \$170,000(with debt), SFD \$388,000(without debt)
LUNENBURG	1,342					
LYNDON	5,587		1,044			\$1,172,245
MANCHESTER	4,285		1,540	1,150	390	\$588,000
MIDDLETOWN SPRINGS	821					
MILTON	10,065		2,359			\$1,253,138
MONKTON	1,927					
MONTGOMERY	1,050	163	163	154	9	\$57,000
MORRISTOWN	5,502	6,000	1,000	900	100	\$675,000

2006 Vermont Municipal Water and Sewer Rate Information

General Information						
Municipality	2004 Population Estimate	What is the total population served by your water and sewer systems?	What is the total number of service connections/ customers?	What is the # of Residential Customers?	What is the # of Non-Residential Customers?	What is your municipalities' annual water and sewer operating and maintenance budget?
NEWPORT CITY	5,118	5,500	2,677		3	\$700,000 (sewer), \$430,000 (water)
NORTH TROY VILLAGE						
NORTHFIELD VILLAGE			1,072	941	131	
NORWICH	3,587	900 (Water Only)	324	275	35	\$156,000
ORWELL	1,230	Village Area (Sewer Only)		68		\$35,193 (Sewer Only)
PAWLET	1,431	Sewer Only	131	130	1	
PEACHAM	676	175 (Water Only)	57	57	0	\$30,305 (Water Only)
PLAINFIELD	1,364	600	372.5 Water -- 342 Sewer		15 units	\$275,165
PROCTOR	1,852		726			\$186,650 Water -- \$187,745 Sewer
RANDOLPH	5,031	3,200	900			
READSBORO	795					
RICHFORD	2,339		576	90%	10%	\$299,700
RICHMOND	4,120	1,000	580	500	80	\$137,940
ROCHESTER	1,183					\$80,000
ROCKINGHAM	5,175	6,400	1,125	920	205	\$1,334,297 + \$606,820
ROYALTON	2,567	800	180 Water -- 100 Sewer			\$100,000 - \$120,000
RUTLAND TOWN	4,108					
SHOREHAM	1,299	Sewer Only	71	50	21	\$43,000
ST. ALBANS CITY	7,548	10,000	3,690	3,188	502	\$2,983,824
ST. JOHNSBURY	7,560	4,000	1,821	1,400	421	\$1.8 million
STOWE	4,702	2,000	500	300	200	
SUDBURY	604	All Private Wells & Septic Systems				
SUTTON	1,057	portion of village -- Water only	20	20		
SWANTON TOWN	6,423					
SWANTON VILLAGE		3,300	1,200			\$835,107
VERGENNES	2,783	2,773 (Sewer Only)	1,238	1,173	65	\$542,140
WARREN	1,716	5-10% (Sewer only)	77	44		\$52,000
WATERBURY VILLAGE	5,164	2,000 Water -- 1,700 Sewer	900 Water -- 550 Sewer	700 Water -- 400 Sewer	200 Water -- 150 Sewer	\$495,520 Water -- \$393,990 Sewer with debt service included
WELLS RIVER VILLAGE	338	425	130	115	15	\$61,675
WEST RUTLAND	2,529	2,068	725	695	30	\$443,914
WILLIAMSTOWN	3,291	950	340	300	40	\$218,135
WILMINGTON	2,270	Sewer Only	275	190	85	
WINDSOR	3,759	2,500				\$1,005,267
WOODSTOCK	3,235	1,750 (Sewer Only)	750	700	50	

2006 Vermont Municipal Water and Sewer Rate Information

Municipality	Water Rate Information									
	Metered Rate or Flat Fee?			How often are customers billed for their water use?					How is water measured?	
	Are water bills on a metered rate?	Are water bills based on a flat fee?	Water Bills are done on both metered and flat rates.	Monthly	Quarterly	Three Times Per Year	Semi-Annually	Annually	Gallons	Cubic Feet
ALBURG VILLAGE	x				x			seasonal residents	x	
BAKERSFIELD		x						x		
BARRE CITY	x	only 30	x		x					x
BARRE TOWN	x	x	x		x					x
BARTON VILLAGE	x	some		x					x	
BENNINGTON	x	x	x		x				x	x
BENSON										
BERLIN										
BETHEL		x			x				x	
BLOOMFIELD		x					x			
BRANDON	x	x	x							
BRIDGEWATER										
BRISTOL	x				x				x	
CABOT	Water System operated by Village Trustees				x					
CANAAN	x	some	x		x					x
CHELSEA	x				x				x	
CHESTER	x	x	x				x		x	
COLCHESTER										
DANVILLE										
DERBY CENTER VILLAGE	x				x				x	
DERBY LINE VILLAGE		x					x			
ESSEX	x						x			
ESSEX JUNCTION VILLAGE	x						x			x
FAIR HAVEN	x	x	x		x				x	
FAIRFAX	x				x					x
FAIRLEE	x	x	x		x			x	x	
GLOVER										
GUILDHALL		x					x			
HARDWICK	x	x	x		x				x	
HARTFORD	x	x	x		x					x
HINESBURG	x				x					x
IRASBURG		x			x					
JERICO VILLAGE	x					x			x	
KILLINGTON										
LUNENBURG	x				x				x	
LYNDON	x				x				x	
MANCHESTER	x				x				x	
MIDDLETOWN SPRINGS										
MILTON	x				x				x	
MONKTON										
MONTGOMERY		x			x					
MORRISTOWN	x	x	x	x						x

2006 Vermont Municipal Water and Sewer Rate Information

Municipality	Water Rate Information									
	Metered Rate or Flat Fee?			How often are customers billed for their water use?					How is water measured?	
	Are water bills on a metered rate?	Are water bills based on a flat fee?	Water Bills are done on both metered and flat rates.	Monthly	Quarterly	Three Times Per Year	Semi-Annually	Annually	Gallons	Cubic Feet
NEWPORT CITY	x	x	x				x		x	
NORTH TROY VILLAGE	x				x				x	
NORTHFIELD VILLAGE	x			x						x
NORWICH	x				x				x	
ORWELL										
PAWLET										
PEACHAM		x						\$334/year	x	
PLAINFIELD	x	one commercial property					x		x	x
PROCTOR		x					pay	bill	x	
RANDOLPH	x				x					x
READSBORO	x			x						
RICHFORD	x						x		x	
RICHMOND	x	x	x		x				x	
ROCHESTER	x				x				x	
ROCKINGHAM	x						x			x
ROYALTON	x						x		x	x
RUTLAND TOWN	x				x					x
SHOREHAM										
ST. ALBANS CITY	x	x	x		x				x	x
ST. JOHNSBURY	x				x				x	
STOWE	x			x						x
SUDBURY										
SUTTON		x			x					
SWANTON TOWN										
SWANTON VILLAGE	x				x				x	
VERGENNES										
WARREN										
WATERBURY VILLAGE	x				x					x
WELLS RIVER VILLAGE	x				x					x
WEST RUTLAND	x	x	x				x		x	
WILLIAMSTOWN	x	x	x				x		x	
WILMINGTON										
WINDSOR	x	x	x		x				x	
WOODSTOCK										

2006 Vermont Municipal Water and Sewer Rate Information

Water Rate Information				
What is the monthly charge for the following:				
Municipality	Residential Use of 5,000 gallons, or 668 cf?	Residential Use of 10,000 gallons, or 1,337 cf?	Commercial Use of 75,000 gallons, or 10,027 cf?	Commercial Use of 150,000 gallons, or 20,053 cf?
ALBURG VILLAGE	\$100	\$110	\$240	\$390
BAKERSFIELD				
BARRE CITY	\$18.55 plus \$40 base	\$34.45 plus \$40 base	\$265 plus \$40 base	\$530 plus \$40 base
BARRE TOWN	\$28.70	\$47.43	\$290.75	\$571.48
BARTON VILLAGE	101.30	202.60		
BENNINGTON	\$2.00/1000 gallons + annual fee \$195.32 OR Flat Rate of \$217			
BENSON				
BERLIN				
BETHEL				
BLOOMFIELD	\$90 semi-annually			
BRANDON	\$3.60/1000 gal, \$36 min, \$142 flat fee	Water Department not Town Entity		
BRIDGEWATER				
BRISTOL	\$27.90	\$55.81	\$418.56	\$837.12
CABOT				
CANAAN	\$25	\$30.10	\$85.98	\$146.14
CHELSEA	\$21 (\$63 quarterly for 17,000 gallons)	\$21 (\$63 quarterly for 17,000 gallons)	Determined by users and fixtures	
CHESTER	\$2.10/1000 gallon	\$2.10/1000 gallon	\$2.10/1000 gallon	\$2.10/1000 gallon
COLCHESTER				
DANVILLE				
DERBY CENTER VILLAGE	\$45	\$62	\$338.25	\$657
DERBY LINE VILLAGE	\$110 semi-annually			
ESSEX	\$12.65 (\$2.53/1000 gallons)	\$25.30 (\$2.53/1000 gallons)	\$189.75 (\$2.53/1000 gallons)	\$379.50 (\$2.53/1000 gallons)
ESSEX JUNCTION VILLAGE	\$10.57 (\$0.01583/cf)	\$21.16 (\$0.01583/cf)	\$158.73	\$317.44
FAIR HAVEN	\$4.89/1000 gal = \$24.50	\$4.89/1000 gal = \$48.90	\$4.89/1000 gal = \$366.75	\$4.89/1000 gal = \$733.50
FAIRFAX				
FAIRLEE			\$192	\$384
GLOVER				
GUILDHALL				
HARDWICK	\$16.33	\$16.33	\$204.13	\$408.26
HARTFORD	\$9.23	\$15.14	\$91.91	\$180.47
HINESBURG	\$21.73	\$28.65	\$118.45	\$222.05
IRASBURG			\$56	
JERICHO VILLAGE	\$20	\$33.60	\$210.40	\$414.40
KILLINGTON				
LUNENBURG				
LYNDON	\$36.80	\$57.60	\$328	\$640
MANCHESTER	\$42.70 (Quarterly)	\$56.60 (Quarterly)	\$297.10 (Quarterly)	\$629.60 (Quarterly)
MIDDLETOWN SPRINGS				
MILTON	\$12.00 + base \$18 (Quarterly)	\$24 + base \$18 (Quarterly)	\$180 + base \$18 (Quarterly)	\$360 + base \$18 (Quarterly)
MONKTON				
MONTGOMERY				
MORRISTOWN	\$22.49 or \$25 -- metered or flat fee	\$39.22 or \$25 -- metered or flat fee	\$256.46 -- metered only	\$507.12 -- metered only

2006 Vermont Municipal Water and Sewer Rate Information

Water Rate Information				
What is the monthly charge for the following:				
Municipality	Residential Use of 5,000 gallons, or 668 cf?	Residential Use of 10,000 gallons, or 1,337 cf?	Commercial Use of 75,000 gallons, or 10,027 cf?	Commercial Use of 150,000 gallons, or 20,053 cf?
NEWPORT CITY	\$22.89	\$26.28	\$127.00	\$233.50
NORTH TROY VILLAGE	\$12.25 (\$2.45/1000 gallons)	\$24.50 (\$2.45/1000 gallons)	\$183.75 (\$2.45/1000 gallons)	\$367.50 (\$2.45/1000 gallons)
NORTHFIELD VILLAGE	\$0.0211/CF -- \$14.09	\$0.0211/CF -- \$28.21	\$0.0211/CF -- \$211.57	\$0.0211/CF -- \$423.12
NORWICH	gallon x \$.00451 + \$10.00	gallon x \$.00451 + \$10.00	gallon x \$.00451 + \$10.00	gallon x \$.00451 + \$10.00
ORWELL				
PAWLET				
PEACHAM	Flat Rate of \$334/year			
PLAINFIELD	\$95/30,000 gal (billed semi-annually) -- monthly is \$15.83	\$95/30,000 gal (billed semi-annually) -- monthly is \$15.83	\$95/30,000 gal + \$2.10/1000 gal over 30,000 (billed semi-annually) -- monthly is \$42.08	\$95/30,000 gal + \$2.10/1000 gal over 30,000 (billed semi-annually) -- monthly is \$68.33
PROCTOR	\$180			
RANDOLPH	\$78 (quarterly minimum)	\$84.50 (\$78 + \$6.50/100cf after 1,200cf)(Quarterly)	\$650 (\$78 + \$6.50/100cf after 1,200cf)(Quarterly)	\$1300 (\$78 + \$6.50/100cf after 1,200cf)(Quarterly)
READSBORO				
RICHFORD	\$18.50	\$21.00	\$58.00	\$95.50
RICHMOND	\$20.49 (\$2.88/1000 gal + \$6.09 base rate)	\$34.89 (\$2.88/1000 gal + \$6.09 base rate)	\$222.09 (\$2.88/1000 gal + \$6.09 base rate)	\$438.09 (\$2.88/1000 gal + \$6.09 base rate)
ROCHESTER				
ROCKINGHAM	\$219 (\$0.3278/CF)	\$438 (\$0.3278/CF)	\$1704	\$3408
ROYALTON	\$42 (\$8.40/1000 gallons)	\$84 (\$8.40/1000 gallons)	\$630 (\$8.40/1000 gallons)	\$1,260 (\$8.40/1000 gallons)
RUTLAND TOWN				
SHOREHAM				
ST. ALBANS CITY	\$4.68 (\$0.936/1,000 gallons or \$0.007/cf)	\$9.36 (\$0.936/1,000 gallons or \$0.007/cf)	\$70.19 (\$0.936/1,000 gallons or \$0.007/cf)	\$140.37 (\$0.936/1,000 gallons or \$0.007/cf)
ST. JOHNSBURY	\$19.70	\$22.70	\$77.07	\$104.07
STOWE	\$27.37 (\$.026/cf + \$10 Access fee)	\$44.76 (\$.026/cf + \$10 Access fee)	\$380.86 (\$.032/cf + \$60 Access Fee)	\$701.70 (\$.032/cf + \$60 Access Fee)
SUDBURY				
SUTTON				
SWANTON TOWN	\$36/quarter + \$2.62/1000 gal = \$12.28/month	\$36/quarter + \$2.62/1000 gal = \$15.55/month	\$72/quarter + \$1.85/1000 gal = \$52.69/month	\$72/quarter + \$1.62/1000 gal = \$78.75/month
SWANTON VILLAGE	\$18/quarter + \$1.31/1000 gal = \$6.14/month	\$18/quarter + \$1.31/1000 gal = \$7.78/month	\$36/quarter + \$1.85/1000 gal = \$43.69/month	\$36/quarter + \$1.62/1000 gal = \$69.75/month
VERGENNES				
WARREN				
WATERBURY VILLAGE	\$11.50 + \$6.00/equivalent unit	\$24.87 + \$6.00/equivalent unit	\$248.75 + \$8.00/equivalent unit	\$537.50 + \$8.00/equivalent unit
WELLS RIVER VILLAGE	\$13 minimum (up to700 CF) (Quarterly)	\$16.90 (base over 1,000 CF) + \$1.04/100 CF x 3.37(amount over 1,000 cf) = \$20.40 (Quarterly)	\$59.90 (base rate over 6,000 cf) + \$0.66/100 CF x \$40.27(amount over 6,000 cf)=\$86.48(Quarterly)	\$152 (base rate over 20,000cf)+ \$0.26/100CF x \$0.53 (amount over 20,000cf)=\$152.14(Quarterly)
WEST RUTLAND	\$15 (\$3.00/1,000 gallons)	\$30 (\$3.00/1,000 gallons)	\$225 (\$3.00/1,000 gallons)	\$450 (\$3.00/1,000 gallons)
WILLIAMSTOWN	\$100 (for 1st 10,000 gallons)	\$100 (for 1st 10,000 gallons)	\$100(1st 10000 gal)+\$3.75/1000 gal +unit charge	
WILMINGTON				
WINDSOR	\$19.31	\$25.49	\$125.59	
WOODSTOCK				

2006 Vermont Municipal Water and Sewer Rate Information

Water Rate Information		
What is the TOTAL COST for a new user to hook up to the water system?		
Municipality	Resident User	Commercial User
ALBURG VILLAGE	\$1,250	\$1,250
BAKERSFIELD		
BARRE CITY	Actual Cost Incurred / Physical Connection	Actual Cost Incurred / Physical Connection
BARRE TOWN	\$500, plus materials and labor	\$500, plus materials and labor
BARTON VILLAGE	\$107,520	
BENNINGTON	\$10 + labor & materials	\$25 + labor & materials
BENSON		
BERLIN		
BETHEL		
BLOOMFIELD		
BRANDON		
BRIDGEWATER		
BRISTOL	\$250	\$250
CABOT		
CANAAN	no charge unless have to run pipes to system.	
CHELSEA	\$250	\$250
CHESTER	\$2,500	\$2,500
COLCHESTER		
DANVILLE		
DERBY CENTER VILLAGE	\$25 permit, \$800 connection, \$650 mobilehome, \$500 deposit, cost for road crossing	\$50 permit, \$1,000-\$2,300 connection+\$0.75-\$1.00/gallon(depending on size), \$500 deposit, cost for road crossing
DERBY LINE VILLAGE	\$200 plus materials	\$200 plus materials
ESSEX	\$2.20 x gallons/day est. usage + \$1000 flat rate	\$2.20 x gallons/day est. usage + \$1000 flat rate
ESSEX JUNCTION VILLAGE	\$450 per unit	\$450 per unit
FAIR HAVEN		
FAIRFAX		
FAIRLEE	\$500 permit fee plus costs	\$500 permit fee plus costs
GLOVER		
GUILDHALL	\$500	
HARDWICK	\$0	\$0
HARTFORD	\$938	\$938
HINESBURG	\$525	\$525
IRASBURG	\$50	\$50
JERICO VILLAGE	village \$2,500 -- outside district \$4,500	village \$3,000 -- outside district \$5,000
KILLINGTON		
LUNENBURG		
LYNDON	\$175	\$175
MANCHESTER		
MIDDLETOWN SPRINGS		
MILTON	\$1,670 Includes Meter	\$4.16/1000 gallon, average
MONKTON		
MONTGOMERY	\$1,500	\$1,500
MORRISTOWN	\$0	\$0

2006 Vermont Municipal Water and Sewer Rate Information

Water Rate Information		
What is the TOTAL COST for a new user to hook up to the water system?		
Municipality	Resident User	Commercial User
NEWPORT CITY	Time & materials	Time & materials
NORTH TROY VILLAGE	\$100 permit, \$1,000 connect, \$500 meter, \$300 curb, Non-Connected Hydrant \$100/yr	\$100 permit, \$1,000 connect, \$500 meter, \$300 curb, Non-Connected Hydrant \$100/yr
NORTHFIELD VILLAGE	\$150 Deposit	\$150 Deposit
NORWICH	\$500 + all applicable charges	\$500 + all applicable charges
ORWELL		
PAWLET		
PEACHAM	\$2,500	
PLAINFIELD	\$500 Impact Fee	\$500 Impact Fee
PROCTOR	\$250	
RANDOLPH	\$100 Application, \$2.65/gpd Access Fee, Usage Rate	\$100 Application, \$2.65/gpd Access, Usage Rate
READSBORO		
RICHFORD	\$250 Hookup Fee + cost of meter	Hook up fee depends on size tap needed + cost of meter
RICHMOND	\$800 per 150 gallon allocation + \$50	\$800 per 150 gallon allocation + \$50
ROCHESTER		
ROCKINGHAM	\$1,100 + time + material	\$1100 + time + material
ROYALTON	\$50	\$50
RUTLAND TOWN	\$100	\$100
SHOREHAM		
ST. ALBANS CITY	\$262.00	\$262.00
ST. JOHNSBURY	\$500	\$500
STOWE	\$1.50/gallon of design flow	\$1.50/gallon of design flow
SUDBURY		
SUTTON		
SWANTON TOWN	\$1,500	3000
SWANTON VILLAGE	\$750	2000
VERGENNES		
WARREN		
WATERBURY VILLAGE	\$3.75/gallon allocated + \$160 for meter	\$3.75/gallon allocated + \$160-\$810 for meter depending on size
WELLS RIVER VILLAGE	\$1,500	\$1,500
WEST RUTLAND	\$1,300	\$1,300
WILLIAMSTOWN	\$1,000	graduated dependant on unit
WILMINGTON		
WINDSOR	\$50	\$50
WOODSTOCK		

2006 Vermont Municipal Water and Sewer Rate Information

Sewer Rate Information					
Municipality	What are your municipality's annual sewer fees / rates?	How often are your customers billed for sewer use?			
		Monthly	Quarterly	Semi-Annually	Annually
ALBURG VILLAGE	\$170 Year Round Seasonal - \$240 Year Round Users		x		seasonal residents
BAKERSFIELD					
BARRE CITY	\$2.39/100 cf +\$36 base		x		
BARRE TOWN	\$250				x
BARTON VILLAGE	\$12.26 per 1000 gallons	x		pay	bill
BENNINGTON	\$1.80/1000 gallons + \$187.20 Annual Fee. Flat Rate = \$208		x		
BENSON				x	
BERLIN	\$12.74/1000 gallons			x	
BETHEL	\$363.36 annually per unit		x		
BLOOMFIELD					
BRANDON	\$7/1000 gallons; \$49 min for 1st 7000 gallons			x	
BRIDGEWATER	\$440		x		
BRISTOL	\$500		x		
CABOT	\$600 per Equivalent Residential User		x		
CANAAN	\$140		x		
CHELSEA	\$417		x		
CHESTER	\$4.85/1000 gallons			x	
COLCHESTER	\$600,640		x		
DANVILLE	\$300			x	
DERBY CENTER VILLAGE	Minimum Bill is \$168		x		
DERBY LINE VILLAGE	\$90.75 semi-annually			x	
ESSEX	\$3.61 per 1,000 gallons			x	
ESSEX JUNCTION VILLAGE	\$0.01777/cf			x	
FAIR HAVEN	\$11.07 base rate + \$6.10/1000 gallons		x		
FAIRFAX			x		
FAIRLEE					
GLOVER	\$328		x		
GUILDHALL					
HARDWICK	\$288		x		
HARTFORD	\$10/quarter + \$3.32/100 cf		x		
HINESBURG	\$20 flat fee + \$0.01/cf usage fee		x		
IRASBURG					
JERICHO VILLAGE					
KILLINGTON	SFD - \$370/ERU, Town - \$1,200/ERU			pay	bill
LUNENBURG			x		
LYNDON	\$48/Quarter + \$4.29/1000 gallons used		x		
MANCHESTER	(Quarterly) - gallons water used x \$.0035 - \$20 minimum OR \$67.03 for unmetered connections		x		
MIDDLETOWN SPRINGS					
MILTON	Quarterly: \$34 base + \$3.50/1000 gallons used		x		
MONKTON					
MONTGOMERY					
MORRISTOWN		x			

2006 Vermont Municipal Water and Sewer Rate Information

		Sewer Rate Information			
Municipality	What are your municipality's annual sewer fees / rates?	How often are your customers billed for sewer use?			
		Monthly	Quarterly	Semi-Annually	Annually
NEWPORT CITY	\$264.82			x	
NORTH TROY VILLAGE	\$320.00/\$80.00		x		
NORTHFIELD VILLAGE	\$0.0526/CF	x			
NORWICH					
ORWELL	\$90 per quarter per unit		x		
PAWLET	\$500 per household			x	
PEACHAM					
PLAINFIELD	\$366 per unit			x	
PROCTOR	\$240			pay	bill
RANDOLPH	\$60 up to 1,200 cf, \$5 per 100 cf over 1,200		x		
READSBORO		x			
RICHFORD	Based on water meter			x	
RICHMOND	\$310,710		x		
ROCHESTER			x		
ROCKINGHAM	\$3.03/100 CF, after initial 2,000 CF minimum			x	
ROYALTON	approx. \$0.80/100 gal used + \$15 meter fee			x	
RUTLAND TOWN			x		
SHOREHAM	based on usage; 1 EWU = 138 gpd = \$504 (annual minimum) -- call town or VLCT for details		x		
ST. ALBANS CITY	\$1.40/100 cf based on water consumption		x		
ST. JOHNSBURY	Fixed and Metered Rate varies with amount used - Call Town or VLCT for details		x		
STOWE	Residential - \$0.0525/CF; Commercial - \$0.0625/CF	x			
SUDBURY					
SUTTON					
SWANTON TOWN	Sewer cost is 120% of total water charge		x		
SWANTON VILLAGE	240% of total water charge		x		
VERGENNES	\$300 for residential			x	
WARREN			x		
WATERBURY VILLAGE	Call VLCT for details		x		
WELLS RIVER VILLAGE	\$1.30/cf + equivalent user fee x \$32		x		
WEST RUTLAND	\$250			x	
WILLIAMSTOWN	New rates proportional to H2O usage in process			x	
WILMINGTON	\$284/year/ecu (equivalent connector unit)			x	
WINDSOR	\$348.44		x		
WOODSTOCK	\$0.0521 per gallon				x

2006 Vermont Municipal Water and Sewer Rate Information

Sewer Rate Information		
What is the TOTAL COST for a new user to hook up to the sewer system?		
Municipality	Residential User	Commercial User
ALBURG VILLAGE	\$1,250	\$1,250
BAKERSFIELD		
BARRE CITY	\$25 plus actual cost incurred/physical connection	\$25 plus actual cost incurred/physical connection
BARRE TOWN	\$1700	depends on estimated water consumption
BARTON VILLAGE		
BENNINGTON	\$10 + labor & materials	\$25 + labor & materials
BENSON	\$150 hook-up	School, Senior Center, Apartments pay more.
BERLIN	Allocation - \$2.00/gallon	Allocation - \$2.00/gallon
BETHEL		
BLOOMFIELD		
BRANDON	\$334.80 Sewer Capacity/bedroom, \$2.79/gallon, \$57 Sewer Review, \$250 Sewer Tap/refundable	
BRIDGEWATER	\$400	\$400
BRISTOL		
CABOT	\$240 administrative fee + actual hook-up cost. Will levy impact fees after implementing capital budget.	\$240 administrative fee + actual hook-up cost. Will levy impact fees after implementing capital budget.
CANAAN	\$50	\$100
CHELSEA	\$250	\$250
CHESTER	\$2,500	\$2,500
COLCHESTER	\$0.88 x permitted allocation	\$0.88 x permitted allocation
DANVILLE	\$450	
DERBY CENTER VILLAGE	\$25 permit, \$1000 connection, \$800 mobilehome	\$50 permit, \$1,250-\$2,500 connection +\$0.75-\$1.00/gallon (depending on size)
DERBY LINE VILLAGE	\$200 plus materials	\$200 plus materials
ESSEX	\$5.00 x gallons/day est. usage + \$1000 flat rate	\$5.00 x gallons/day est. usage + \$1000 flat rate
ESSEX JUNCTION VILLAGE	\$400	\$400
FAIR HAVEN		
FAIRFAX		
FAIRLEE		
GLOVER	\$20 permit plus any other expenses	\$20 permit plus any other expenses
GUILDHALL		
HARDWICK	\$1,000	\$1,000
HARTFORD	\$976	\$976
HINESBURG	\$250	\$250
IRASBURG		
JERICHO VILLAGE		
KILLINGTON	SFD-\$11725/ERU, Town-\$10000/ERU + Alpine Pipe Fee	SFD-\$11725/ERU, Town-\$10000/ERU + Alpine Pipe Fee
LUNENBURG		
LYNDON	\$1,000	set by Selectboard, based on use
MANCHESTER	\$11.68 per gpd	
MIDDLETOWN SPRINGS		
MILTON	\$2,500	\$2,500 per unit. 1 unit = 360 gpd
MONKTON		
MONTGOMERY		
MORRISTOWN	\$2,184	\$10.40/gpd

2006 Vermont Municipal Water and Sewer Rate Information

Sewer Rate Information		
What is the TOTAL COST for a new user to hook up to the sewer system?		
Municipality	Residential User	Commercial User
NEWPORT CITY	Time & materials (impact fees)	Time & materials (impact fees)
NORTH TROY VILLAGE	\$180 permit; \$2,000 per house	\$180 permit;\$3,500 commercial or industrial
NORTHFIELD VILLAGE	\$300	\$300
NORWICH		
ORWELL		
PAWLET		
PEACHAM		
PLAINFIELD	Impact Fees - call Town or VLCT for details	Impact Fees - call Town or VLCT for details
PROCTOR	\$250	
RANDOLPH	\$100 Application, \$5/gpd Access, Usage Rate	\$100 Application, \$5/gpd Access, Usage Rate
READSBORO		
RICHFORD	\$250 Hookup Fee	Hook up fee depends on size tap needed
RICHMOND	\$661.50/bedroom	
ROCHESTER		
ROCKINGHAM	\$1100 + time + material	\$1100 + time + material
ROYALTON	\$50	\$50
RUTLAND TOWN	\$150 + \$5/gallon one time hookup fee	\$150 + \$5/gallon one time hookup fee
SHOREHAM	\$2,500 plus allocation fee (\$3.50/gpd)	\$3,500 plus allocation fee (\$3.50/gpd)
ST. ALBANS CITY	\$12	\$12
ST. JOHNSBURY	\$500	\$500
STOWE	\$21/gallon of design flow	\$21/gallon of design flow
SUDBURY		
SUTTON		
SWANTON TOWN	\$1,500	\$3,000
SWANTON VILLAGE	\$750	\$2,000
VERGENNES	\$500(single family or business with 5 or less employees)	\$1,500 (3unit dwelling or business with 11-15 employees) -
WARREN	\$5,000	
WATERBURY VILLAGE	\$5.66 per gallon	\$5.66 per gallon
WELLS RIVER VILLAGE		
WEST RUTLAND	\$1,170	\$1,170
WILLIAMSTOWN		
WILMINGTON	capacity fee \$16/gpd+allocation \$35+connection \$80	\$80
WINDSOR	\$50	\$50
WOODSTOCK	\$7.50 per gallon	\$7.50 per gallon

2006 Vermont Municipal Water and Sewer Rate Information

Sewer Rate Information					
What method is used to recover the costs of extending water and sewer services and lines to new RESIDENTIAL customers?					
Municipality	Developer Contributions	Residential Assessments	Rates	If rates, please list.	Please describe any other methods.
ALBURG VILLAGE	x				private hookups done by developer
BAKERSFIELD			x	see Bakersfield Fire District #1	
BARRE CITY				portion of revenue from water rates	
BARRE TOWN	x				Developer pays entire cost
BARTON VILLAGE					Customer responsible for costs
BENNINGTON	x	x			
BENSON					
BERLIN					Allocation - \$2.00/gallon
BETHEL	x				
BLOOMFIELD					
BRANDON		x			
BRIDGEWATER					
BRISTOL	x		x	Dedicated Capital Improvements Fund	
CABOT					
CANAAN			x		
CHELSEA					Customer responsible for costs
CHESTER					
COLCHESTER			x	\$0.0443/CF	
DANVILLE					
DERBY CENTER VILLAGE					
DERBY LINE VILLAGE	x	x			
ESSEX	x				
ESSEX JUNCTION VILLAGE		x			
FAIR HAVEN					
FAIRFAX					
FAIRLEE	x				
GLOVER					
GUILDHALL					
HARDWICK	x				
HARTFORD	x				Developer pays to extend lines
HINESBURG	x		x	\$525	
IRASBURG					
JERICO VILLAGE					
KILLINGTON	x				New Development must pay for extension
LUNENBURG					
LYNDON	x				
MANCHESTER	x				
MIDDLETOWN SPRINGS					
MILTON	x	x			
MONKTON					
MONTGOMERY					
MORRISTOWN	x				

2006 Vermont Municipal Water and Sewer Rate Information

Sewer Rate Information					
What method is used to recover the costs of extending water and sewer services and lines to new RESIDENTIAL customers?					
Municipality	Developer Contributions	Residential Assessments	Rates	If rates, please list.	Please describe any other methods.
NEWPORT CITY	x				
NORTH TROY VILLAGE				\$100 app/ inspect+quarterly advance bond payment	
NORTHFIELD VILLAGE			x		
NORWICH					All applicable cost + \$500 contribution/customer
ORWELL					
PAWLET					
PEACHAM					
PLAINFIELD					
PROCTOR					
RANDOLPH	x				
READSBORO					
RICHFORD					
RICHMOND	x				
ROCHESTER					
ROCKINGHAM	x		x		
ROYALTON	x	x			
RUTLAND TOWN	x			Developer pays to extend	
SHOREHAM	x				Connection fees above are put in Reserve Fund
ST. ALBANS CITY					
ST. JOHNSBURY	x				
STOWE			x		
SUDBURY					
SUTTON					
SWANTON TOWN					
SWANTON VILLAGE					
VERGENNES	x				Developer pays the cost
WARREN					
WATERBURY VILLAGE	x	x			
WELLS RIVER VILLAGE		x			
WEST RUTLAND	x				
WILLIAMSTOWN					
WILMINGTON					capacity fees
WINDSOR	x				
WOODSTOCK	x			100% paid by developer	

Appendix A

RELEVANT WATER & SEWER RATE QUESTIONS FROM 2006 MUNICIPAL CENSUS

Water and Sewer Rates

1. What is the total population served by your water and sewer systems? _____
2. What is the total number of service connections / customers? _____
 - a. What is the # of Residential Customers? _____
 - b. What is the # of Non-Residential Customers? _____
3. What is your municipality's annual water and sewer operating and maintenance budget? _____

Water

Are water bills on a metered rate? _____

Are water bills based on a flat fee? _____

How often are customers billed for their water use?

Monthly _____ Semi-Annually _____

Bi-Monthly _____ Annually _____

Quarterly _____

How is customer water use measured?

Gallons _____ Cubic Feet _____

What is the monthly charge for the following:

Residential Use of 5,000 gallons, or 668 cf? _____

Residential Use of 10,000 gallons, or 1,337 cf? _____

Commercial Use of 75,000 gallons, or 10,027 cf? _____

Commercial Use of 150,000 gallons, or 20,053 cf? _____

What is the TOTAL COST for a new user to hook up to the water system? Please include impact fees, connection fees, permit fees, etc.

Resident User: _____

Commercial User: _____

Sewer

What are your municipality's annual sewer fees / rates? _____

How often are your customers billed for their sewer use?

Monthly _____ Semi-Annually _____

Bi-Monthly _____ Annually _____

Quarterly _____

What is the TOTAL COST for a new user to hook up to the sewer system? Please include impact fees, connection fees, permit fees, etc.

Residential User: _____

Commercial User: _____

What method is used to recover the costs of extending water and sewer services and lines to new RESIDENTIAL customers? Please check all that apply.

Developer Contributions _____

Residential Assessments _____

Rates _____

If rates, please list: _____

Please describe any other methods: _____